

**Work In Shirt-Sleeve  
Comfort When It's  
Doggone Cold**



## Hot Dawg® Model HD power-exhausted, gas-fired unit heater

- Hush-puppy quiet operation.
- Uses natural or propane gas.
- Certified for residential, commercial and industrial use.
- Low-profile design and neutral color to blend in with decor.
- Lightweight, easily installs 1" from ceiling with only 2 angle brackets (included on sizes 30-75, accessory for 100, 125).
- Install quickly and easily with field wiring connections and knockouts for quick access to gas and electricity.
- Standard power exhaust simplifies side-wall or roof venting with small-diameter vent pipe.
- Right or left hand controls available on all 30-75 units. Gas, electrical and flue connections can be changed by simply flipping the Hot Dawg over.
- Permanently-lubricated motor for trouble-free dependability.
- Full 10-year warranty on heat exchanger.
- Also available with a blower. Contact Modine for further information.

## Hot Dawg® Model HDS separated-combustion, gas-fired unit heater

Same features as Model HD, except adds these features:

- The separated combustion Hot Dawg draws its combustion air from outside the work space, ensuring the unit always has plenty of fresh, clean air to breathe.
- The fresh-air supply reduces common concerns about dusty, dirty or humid applications, providing greater durability and reduced maintenance.
- Drawing combustion air from the outside increases overall heating efficiency.
- External gas connections.



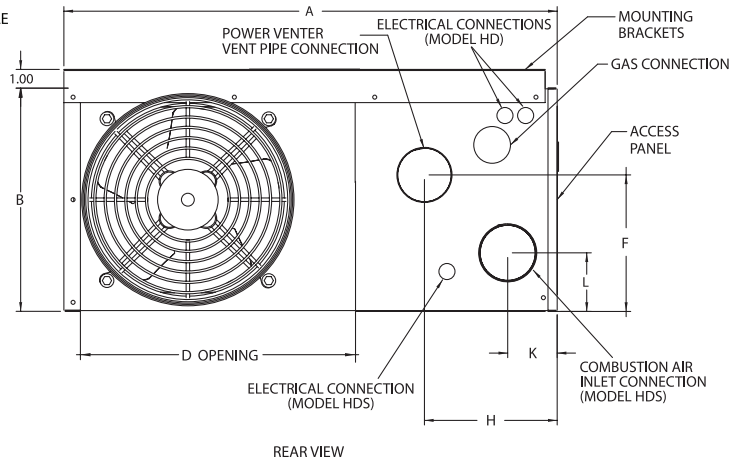
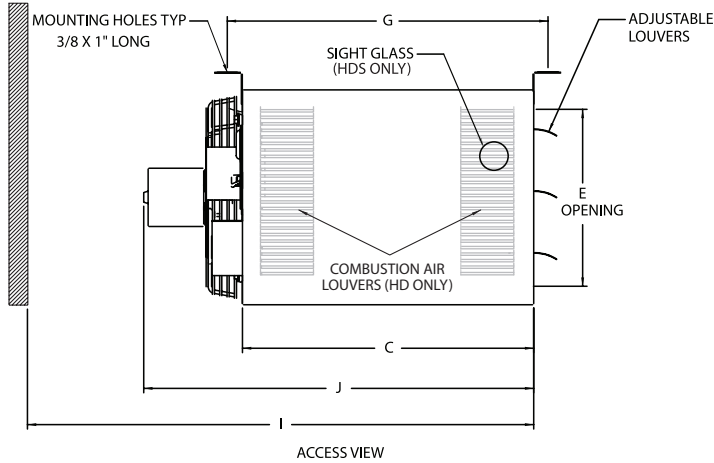
## For The Heat You Need, Just Unleash A Hot Dawg!

Unit	Btu/Hr Input	Typical Application
HD/HDS 30	30,000	1 to 1-1/2 Car Garage
HD/HDS 45	45,000	2 to 2-1/2 Car Garage
HD/HDS 60	60,000	3 to 3-1/2 Car Garage
HD/HDS 75,100,125	75,000-125,000	Large Garage

Sizing data for sample only. Consult a qualified installer for the actual requirements for your building.



# Power-Exhausted and Separated-Combustion, Gas-Fired Unit Heater Specifications



## Performance

Model Size	30	45	60	75	100	125	
Btu/Hr Input	30,000	45,000	60,000	75,000	100,000	125,000	
Btu/Hr Output	24,000	36,000	48,000	60,000	80,000	100,000	
Entering Airflow (CFM)	505	720	990	1,160	1,490	1,980	
Outlet Velocity	523	749	653	769	565	747	
Air Temp. Rise (°F)	44	46	45	48	50	47	
Mounting Height (Max ft.)	10	10	12	14	12	16	
Heat Throw (ft.)	25	27	36	38	42	56	
Motor Data	Horsepower	1/15	1/15	1/12	1/12	1/12	1/8
	RPM	1,550	1,550	1,625	1,625	1,050	1,550
	Type	S.P.	S.P.	P.S.C.	P.S.C.	S.P.	P.S.C.
	Amps	2.4	2.4	1.2	1.2	2.7	2.2
Unit Total Amps	3.7	3.7	2.5	2.5	4.7	4.2	

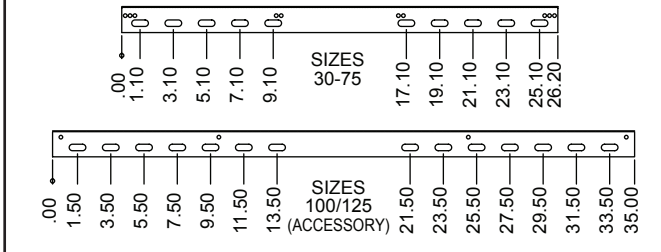
## Dimensions (inches)

Model Size	30	45	60	75	100/125
A	26.8	26.8	26.8	26.8	35.5
B	12.2	12.2	18.0	18.0	20.5
C	16.5	16.5	16.5	16.5	22.0
D	14.9	14.9	14.9	14.9	22.5
E	10.1	10.1	15.9	15.9	18.4
F	7.25	7.25	10.75	10.75	14.0
G	18.5	18.5	18.5	18.5	24.0
H	7.6	7.6	7.835	7.835	8.4
Gas Connection	1/2	1/2	1/2	1/2	1/2
I	34.5	34.5	34.5	34.5	43.0
J	22	22	25	25	31.0
K (HDS only)	2.74	2.74	3.15	3.15	3.87
L (HDS only)	3.19	3.19	5.55	5.55	10.73
Vent Connector Size (in.)	3	3	3/4*	3/4*	4
Combustion Air Inlet Connector Size (Model HDS only) (in.)	3	3	4	4	4
Fan Diameter	10	10	14	14	18.0
Approx. Shipping Weight (lbs.)	55	60	80	85	125

\* 3" for Model HD, 4" for Model HDS

## Mounting

1" - angle, mounting brackets are slotted to accommodate joists on 16" or 24" centerlines.




## Clearances

Unit Side	Clearance To Combustible Materials	Recommended Service Clearance
Top and Bottom	1"	1"
Access Side	1"	18"
Non-Access Side	1"	1"
Rear	18"	18"
Vent Connector	4"	4"

## Control Options

Control Description	Control Code No.	Service Voltage	Thermostat Voltage	Type of Gas	Model Size
<b>Single-Stage, Direct Spark Ignition, 100% Shut-Off with Continuous Retry</b> - Utilizes a single-stage combination gas control with ignition control. Gas is lit with a direct spark igniter on call for heat.	11	115V	24V	natural	30-125
	21	115V	24V	propane	30-125
<b>Two-Stage, Direct Spark Ignition, 100% Shut-Off with Continuous Retry</b> - Utilizes a two-stage combination gas control with built-in ignition control. Firing rate is 100% and 50% of full rated input. Gas is lit with a direct spark igniter on call for heat.	12	115V	24V	natural	75-125
	22	115V	24V	propane	75-125



## Hot Dawg® – Chasing Away The Cold In Any Space, New Or Old

You don't have to go far to find a Hot Dawg.  
For the location of your nearest Hot Dawg source,  
fetch your phone and call:

**800-828-4328 (HEAT)**

or visit us online at [www.modine.com/hotdawg](http://www.modine.com/hotdawg)



### Low-Profile, Gas-Fired Residential Garage Heaters

### Commercial Products Group

Modine Manufacturing Company

1500 DeKoven Avenue

Racine, WI 53403-2552

Phone: 1.800.828.4328 (HEAT)

[www.modine.com/hotdawg](http://www.modine.com/hotdawg)



© Modine Manufacturing Company, 2008  
Hot Dawg® and the Hot Dawg logo  
are registered trademarks of Modine  
Manufacturing Company. 6-114.6

