



# MHP4 Electric Heat Pump Packaged Thru-the-Wall Units

Form No. MHP4-100 (07/2010)

## FEATURES

- Up to 10.4 EER cooling efficiency
- Completely self-contained heating and cooling package
  - No outside condensing unit
  - No external refrigerant lines
  - No separate cooling coil
- Pre-wired and pre-charged
- Individually metered and controlled
- Easy service access
- Louver color options to match building facade
- Available with optional factory installed Ventilation Air Kit

## REFRIGERANT SYSTEM

- R410A Refrigerant
- High efficiency compressor
- Copper tubing with enhanced fin coils

## CABINET

- Fully insulated cabinet for quiet operation
- Anti-microbial insulation in all air handling compartments

## BLOWER

- Four-speed permanently lubricated motor for low maintenance, maximum efficiency and wide airflow range
- PSC permanently lubricated motor for low maintenance and maximum efficiency
- Dynamically balanced blower with resilient motor mounts for smooth and quiet operation
- Internal washable filter

## CONTROLS

- Color coded wiring for easy service
- Fuse protection on 24V circuit


## INSTALLATION

- Easy to install and service
- Louver mounts flush to outside wall

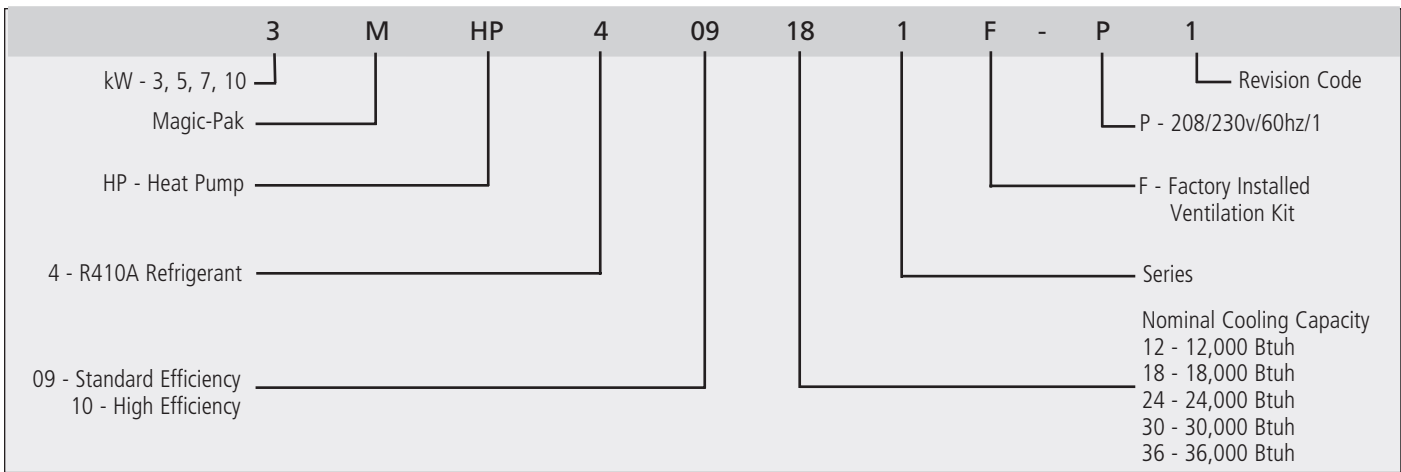
## WARRANTY

- 5 year limited warranty on all parts

## MHP4



## Model Number Guide



## Electrical and Physical Data

Model	Voltage/ Hz/ Phase	Voltage Range	Minimum Circuit Ampacity				Maximum Fuse/HACR Breaker				Compressor		Outside Fan			Indoor Blower		R410A Refrig. Charge	Weight (lbs.)		
			Circuit 1		Circuit 2		Circuit 1		Circuit 2		Rated Load Amps	Locked Rotor Amps	Dia. (in.)	Nominal RPM	Rated Load Amps	Rated HP	Wheel dia. x Width (in.)			Rated Load Amps	Rated HP
			208	230	208	230	208	230	208	230											
3MHP4-09-121P	208-230/60/1	197 - 253	28	30	*	*	30	30	*	*	6.8	45	16	1075	0.9	1/8	9 x 6	1.6	1/4	61	200
5MHP4-09-121P			33	36	*	*	35	35	*	*											
7MHP4-09-121P			44	49	*	*	45	45	*	*											
3MHP4-09-181P	208-230/60/1	197 - 253	31	34	---	---	35	35	---	---	9.6	43	16	1075	0.9	1/8	9 x 6	1.6	1/4	53	200
5MHP4-09-181P			37	40	---	---	40	40	---	---											
7MHP4-09-181P			48	53	---	---	50	50	---	---											
10MHP4-09-181P			15	15	44	50	20	20	45	50											
5MHP4-09-241P	208-230/60/1	197 - 253	43	46	---	---	45	50	---	---	14.1	73	18	1075	.09	1/8	9 x 6	1.6	1/4	72	215
7MHP4-09-241P			54	59	---	---	60	60	---	---											
10MHP4-09-241P			21	21	44	50	30	30	45	50											
5MHP4-09-301P	208-230/60/1	197 - 253	46	49	---	---	50	60	---	---	16	77	18	1075	1.6	1/4	9 x 7	1.9	1/3	90	225
7MHP4-09-301P			24	24	33	36	35	35	35	40											
10MHP4-09-301P			24	24	44	50	35	35	45	50											
5MHP4-09-361P	208-230/60/1	197 - 253	49	52	-	-	50	60	-	-	17.9	112	18	1075	1.6	1/4	10 x 7	2.7	1/2	98	260
7MHP4-09-361P			27	27	33	36	35	35	35	40											
10MHP4-09-361P			27	27	46	50	35	40	45	50											
3MHP4-10-181P	208-230/60/1	197 - 253	30	33	---	---	35	35	---	---	9.0	43	18	1075	0.9	1/8	9 x 6	1.6	1/4	80	230
5MHP4-10-181P			36	39	---	---	40	40	---	---											
7MHP4-10-181P			47	51	---	---	45	50	---	---											
10MHP4-10-181P			14	14	44	50	20	20	45	50											
5MHP4-10-241P	208-230/60/1	197 - 253	41	45	---	---	45	50	---	---	13.5	73	18	1075	0.9	1/8	9 x 6	1.6	1/4	96	235
7MHP4-10-241P			52	57	---	---	60	60	---	---											
10MHP4-10-241P			20	20	44	48	30	30	40	50											
5MHP4-10-301P	208-230/60/1	197 - 253	43	47	---	---	50	60	---	---	14.1	77	18	1075	1.6	1/4	9 x 7	1.9	1/3	102	255
7MHP4-10-301P			22	22	33	36	35	35	35	40											
10MHP4-10-301P			22	22	44	50	35	35	45	50											

## Blower Performance

Model	Blower Speed	CFM @ ext. static pressure - in. w.c. with filter				
		0.1	0.2	0.3	0.4	0.5
MHP4-09-121P	Low	450	440	425	400	370
	Medium Low	700	690	680	650	600
	Medium High	810	800	790	770	730
	High	940	920	875	850	810
MHP4-09-181P MHP4-09-241P	Low	450	440	425	400	370
	Medium Low	700	690	680	650	600
	Medium High	810	800	790	770	730
	High	940	920	875	850	810
MHP4-09-301P	Low	620	600	580	560	530
	Medium Low	840	820	785	750	700
	Medium High	975	940	870	825	760
	High	1075	1000	930	880	800
MHP4-09-361P	Low	750	720	680	650	620
	Medium Low	1000	980	950	920	880
	Medium High	1100	1080	1050	1020	980
	High	1270	1230	1200	1170	1130
MHP4-10-181P MHP4-10-241P	Low	450	440	425	400	370
	Medium Low	700	690	680	650	600
	Medium High	810	800	790	770	730
	High	940	920	875	850	810
MHP4-10-301P	Low	630	620	610	580	550
	Medium Low	900	890	850	800	750
	Medium High	1070	1030	1000	920	840
	High	1220	1150	1100	1030	920

## Electric Heat Data

Model	Input Voltage								
	240			230			208		
	kW/Hr	Btuh	Amps	kW/Hr	Btuh	Amps	kW/Hr	Btuh	Amps
3kW	3.60	12,284	15.00	3.31	11,281	14.38	2.70	9,226	13.00
5kW	4.80	16,378	20.00	4.41	15,042	19.17	3.61	12,302	17.33
7kW	7.20	24,567	30.00	6.61	22,563	28.75	5.41	18,453	26.00
10kW	9.60	32,757	40.00	8.82	30,084	38.33	7.21	24,604	34.67

## Performance

Model	Cooling			Heating				CFM	Electric Heat @ 240V	
	Btuh	EER	S/T	47°F		17°F			kW/Hr	Btuh
				Btuh	COP	Btuh	COP			
3MHP4-09-121P	11,600	9.00	0.73	11600	3.0	6100	1.6	475	3.6	12200
5MHP4-09-121P									4.8	16300
7MHP4-09-121P									7.2	24500
3MHP4-09-181P	16,800	9.0	.75	16,000	3.0	8,800	1.8	600	3.6	12,200
5MHP4-09-181P									4.8	16,300
7MHP4-09-181P									7.2	24,500
10MHP4-09-181P									9.6	32,700
5MHP4-09-241P	23,000	9.0	.75	21,600	3.0	14,200	2.0	800	4.8	16,300
7MHP4-09-241P									7.2	24,500
10MHP4-09-241P									9.6	32,700
5MHP4-09-301P	29,000	9.0	.73	30,000	3.0	20,000	2.0	1000	4.8	16,300
7MHP4-09-301P									7.2	24,500
10MHP4-09-301P									9.6	32,700
5MHP4-09-361P	34,000	9.0	.74	35,000	3.0	22,000	2.0	1150	4.8	16,300
7MHP4-09-361P									7.2	24,500
10MHP4-09-361P									9.6	32,700
3MHP4-10-181P	17,000	10.00	.78	17,000	3.2	10,200	2.1	650	3.6	12,200
5MHP4-10-181P									4.8	16,300
7MHP4-10-181P									7.2	24,500
10MHP4-10-181P									9.6	32,700
5MHP4-10-241P	23,000	10.40	.76	23,000	3.2	14,600	2.2	800	4.8	16,300
7MHP4-10-241P									7.2	24,500
10MHP4-10-241P									9.6	32,700
5MHP4-10-301P	28,000	10.20	.76	28,000	3.2	18,200	2.2	1000	4.8	16,300
7MHP4-10-301P									7.2	24,500
10MHP4-10-301P									9.6	32,700

## Heating Performance Extended Ratings

Model	Outdoor Temperature - DB / WB °F									
	0/0		17/15		35/33		47/43		62/56	
	Btuh	kW	Btuh	kW	Btuh	kW	Btuh	kW	Btuh	kW
MHP4-09-121P	3100	1.10	5951	1.15	9000	1.20	1165	1.24	14500	1.29
MHP4-09-181P	6,500	1.56	8,800	1.67	11,400	1.69	16,000	1.82	19,500	1.94
MHP4-09-241P	11,300	2.35	14,200	2.42	17,600	2.32	21,600	2.46	25,200	2.57
MHP4-09-301P	16,900	3.26	20,000	3.41	22,400	3.19	30,000	3.41	35,400	3.59
MHP4-09-361P	17,800	3.68	22,000	3.75	25,300	3.74	35,000	3.98	42,000	4.14
MHP4-10-181P	7,800	1.61	10,200	1.66	13,100	1.72	17,000	1.81	20,300	1.88
MHP4-10-241P	12,600	2.15	14,600	2.26	16,600	2.31	23,000	2.45	27,200	2.58
MHP4-10-301P	13,900	2.73	18,200	2.82	22,300	2.86	28,000	2.99	33,100	3.10

## Cooling Performance Extended Ratings

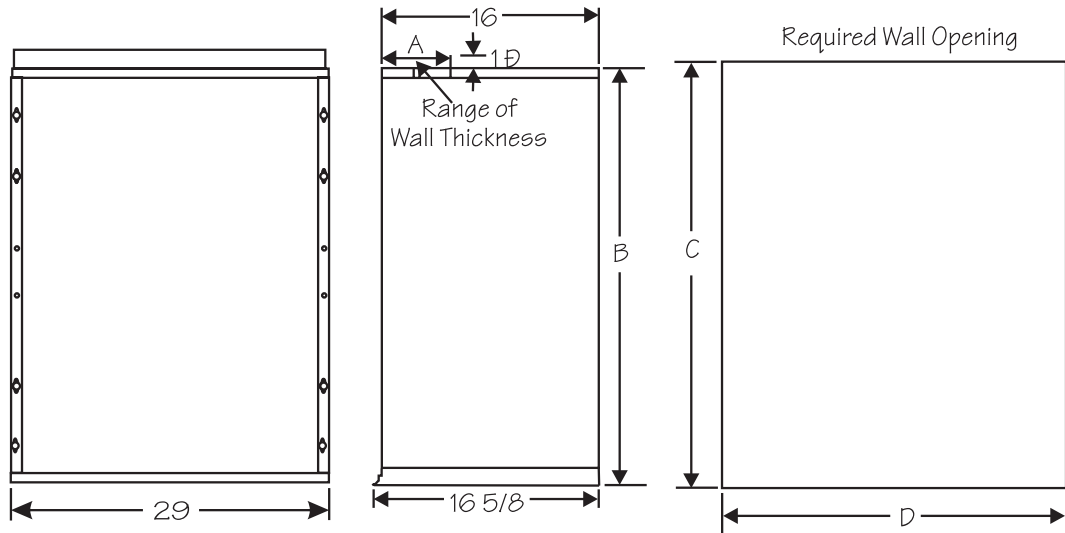
Model	Indoor Temp DB/WB °F	Outdoor Temperature - DB °F														
		65°			85°			95°			105°			115°		
		Btuh	S/T	kW	Btuh	S/T	kW	Btuh	S/T	kW	Btuh	S/T	kW	Btuh	S/T	kW
MHP4-09-121P	85/72	1,500	0.61	1.43	1,400	0.64	1.56	1,250	0.67	1.66	1,100	0.72	1.71	900	0.77	1.73
	80/67	1,400	0.68	1.43	1,300	0.71	1.55	1,160	0.73	1.65	1,000	0.81	1.66	800	0.89	1.70
	75/63	1,300	0.71	1.42	1,200	0.76	1.52	1,000	0.80	1.60	900	0.88	1.60	700	0.92	1.68
	75/57	1200	0.74	1.41	1,100	0.80	1.49	940	0.84	1.58	800	0.94	1.55	600	0.95	1.65
MHP4-09-181P	85/72	24,300	.59	1.65	21,200	.63	1.81	19,000	.66	1.94	16,900	.69	2.02	15,000	.71	1.99
	80/67	22,300	.66	1.42	19,000	.69	1.77	16,800	.73	1.87	15,600	.76	1.97	13,100	.80	1.94
	75/63	20,100	.70	1.60	17,100	.75	1.74	14,900	.78	1.84	13,100	.81	1.92	11,400	.83	1.90
	75/57	19,400	1.00	1.59	16,690	1.00	1.73	15,000	1.00	1.83	13,300	1.00	1.92	11,700	1.00	1.90
MHP4-09-241P	85/72	27,200	.69	2.04	25,200	.70	2.39	23,800	.71	2.66	22,100	.74	2.93	20,500	.76	2.92
	80/67	25,600	.74	2.01	25,100	.71	2.29	23,000	.74	2.56	21,500	.76	2.81	17,200	.91	2.85
	75/63	23,800	.76	1.98	21,300	.81	2.29	19,400	.84	2.53	17,500	.89	2.79	15,700	.94	2.77
	75/57	22,300	1.00	1.97	21,200	1.00	2.27	20,500	1.00	2.51	17,900	1.00	2.79	15,300	1.00	2.79
MHP4-09-301P	85/72	36,900	.59	2.50	33,800	.75	2.93	31,300	.88	3.25	28,800	.90	3.58	26,400	.92	3.56
	80/67	34,800	.66	2.48	31,900	.70	2.87	29,000	.71	3.22	26,800	.91	3.54	23,900	.79	3.52
	75/63	32,800	.70	2.46	29,100	.75	2.88	26,300	.79	3.19	24,000	.83	3.51	21,800	.87	3.48
	75/57	30,300	1.00	2.43	27,800	1.00	2.84	25,800	1.00	3.16	23,500	1.00	3.47	21,300	1.00	3.47
MHP4-09-361P	85/72	43,300	.60	2.94	39,600	.63	3.44	36,700	.66	3.82	33,800	.69	4.20	31,000	.71	4.18
	80/67	40,800	.67	2.92	37,400	.72	3.37	34,000	.76	3.78	31,400	.79	4.15	28,000	.83	4.13
	75/63	38,400	.72	2.90	34,100	.77	3.38	30,800	.80	3.75	28,100	.84	4.11	25,600	.88	4.08
	75/57	35,500	1.00	2.86	32,600	1.00	3.34	30,300	1.00	3.70	27,500	1.00	4.07	24,900	1.00	4.05
MHP4-10-181P	85/72	21,700	.63	1.30	19,800	.68	1.54	18,300	.72	1.72	17,300	.75	1.91	16,300	.77	1.92
	80/67	20,100	.72	1.29	18,900	.75	1.50	17,000	.80	1.70	16,100	.83	1.86	14,300	.88	1.87
	75/63	19,000	.75	1.28	17,200	.80	1.50	15,700	.84	1.67	14,400	.88	1.85	13,000	.91	1.84
	75/57	17,500	1.00	1.26	16,200	1.00	1.49	15,100	1.00	1.67	13,900	1.00	1.84	12,700	1.00	1.83
MHP4-10-241P	85/72	30,700	.61	1.69	27,300	.65	1.99	24,700	.68	2.22	23,000	.70	2.45	21,400	.71	2.46
	80/67	28,000	.67	1.68	24,800	.71	1.96	23,000	.73	2.21	21,900	.75	2.40	19,100	.80	2.46
	75/63	25,200	.72	1.67	22,500	.76	1.96	20,600	.79	2.18	18,900	.82	2.42	17,200	.84	2.46
	75/57	24,400	1.00	1.65	22,100	1.00	1.94	20,500	1.00	2.17	18,700	1.00	2.39	17,000	1.00	2.41
MHP4-10-30P	85/72	37,100	.61	2.14	32,900	.64	2.49	31,200	.66	2.76	28,700	.67	3.04	26,200	.67	3.04
	80/67	32,900	.69	2.12	30,500	.71	2.44	28,000	.75	2.75	26,800	.77	3.00	24,000	.78	3.04
	75/63	31,000	.72	2.10	28,300	.75	2.45	26,200	.78	2.72	24,300	.81	2.99	22,500	.83	3.00
	75/57	28,600	1.00	2.08	26,500	1.00	2.43	24,900	1.00	2.70	23,100	1.00	2.97	21,400	1.00	2.98

## Accessories

Description	Kit Number	Where Used
Polypropylene Louver Kit (White)	ALVRPWHT-1	MHP4-09 (12,18,24,30) / MHP4-10 (18,24)
Polypropylene Louver Kit (White)	ALVRPWHT-2	MHP4-09-36 / MHP4-10 (18,24)
Polypropylene Louver Kit (Sandstone)	ALVRPSAN-1	MHP4-09 (12,18,24,30) / MHP4-10 (18,24)
Polypropylene Louver Kit (Sandstone)	ALVRPSAN-2	MHP4-09-36 / MHP4-10-30
Polypropylene Louver Kit (Beige)	ALVRPBGE-1	MHP4-09 (12,18,24,30) / MHP4-10 (18,24)
Polypropylene Louver Kit (Beige)	ALVRPBGE-2	MHP4-09-36 / MHP4-10-30
Polypropylene Louver Kit (Taupestone)	ALVRPTST-1	MHP4-09 (12,18,24,30) / MHP4-10 (18,24)
Polypropylene Louver Kit (Taupestone)	ALVRPTST-2	MHP4-09-36 / MHP4-10-30
Extuded Aluminum Louver Kit	ALVRAL-1	MHP4-09 (12,18,24,30) / MHP4-10 (18,24)
Extuded Aluminum Louver Kit	ALVRAL-2	MHP4-09-36 / MHP4-10-30
Extruded Aluminum Louver Kit (45" height louver)	ALVRAL-3	MHP4-09 (12,18,24,30) / MHP4-10 (18,24)
Extruded Aluminum Louver Kit (45" height louver)	ALVRAL-4	MHP4-09-36 / MHP4-10-30
Wall Sleeve Kit (45" Louver)	ASLEEVE-3*	MHP4-09 (12,18)
2" Wall Sleeve Kit	ASLEEVE2-1	MHP4-09 (12,18,24,30) / MHP4-10 (18,24)
2" Wall Sleeve Kit	ASLEEVE2-2	MHP4-09-36 / MHP4-10-30
6" Wall Sleeve Kit	ASLEEVE6-1	MHP4-09 (12,18,24,30) / MHP4-10 (18,24)
6" Wall Sleeve Kit	ASLEEVE6-2	MHP4-09-36 / MHP4-10-30
8" Wall Sleeve Kit	ASLEEVE8-1	MHP4-09 (12,18,24,30) / MHP4-10 (18,24)
8" Wall Sleeve Kit	ASLEEVE8-2	MHP4-09-36 / MHP4-10-30
12" Wall Sleeve Kit	ASLEEVE12-1	MHP4-09 (12,18,24,30) / MHP4-10 (18,24)
12" Wall Sleeve Kit	ASLEEVE12-2	MHP4-09-36 / MHP4-10-30
6" Wall Sleeve for 45" Louver	ASLEEVE6-3	MHP4-09 (12,18,24,30) / MHP4-10 (18,24)
6" Wall Sleeve for 45" Louver	ASLEEVE8-3	MHP4-09 (12,18,24,30) / MHP4-10 (18,24)
12" Wall Sleeve for 45" Louver	ASLEEVE12-3	MHP4-09 (12,18,24,30) / MHP4-10 (18,24)
6" Wall Sleeve for 45" Louver	ASLEEVE6-4	MHP4-09-36 / MHP4-10-30
8" Wall Sleeve for 45" Louver	ASLEEVE8-4	MHP4-09-36 / MHP4-10-30
12" Wall Sleeve for 45" Louver	ASLEEVE12-4	MHP4-09-36 / MHP4-10-30
Threaded PVC Nipple	AADAPTVC-1	All MHP's
Outdoor Coil Filter	AFILTMP-1	All MHP's
Wall Sleeve Extension Kit	ASLEEVEEXT4-1,4-2	ASLEEVE Wall Kits

\*Thru the wall applications only.

## Accessories Dimensions (in.)



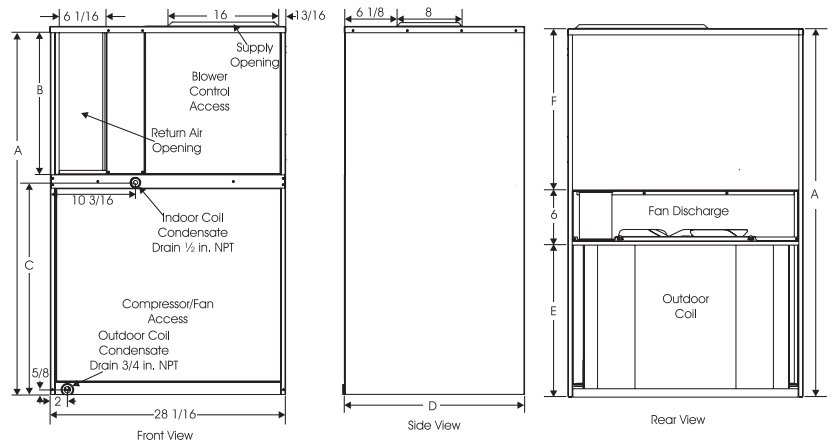
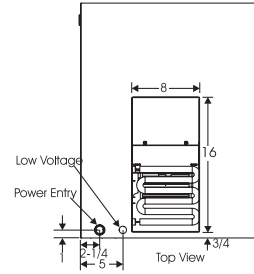
## Accessories

Kit Number	A	B	C	D
ASLEEVE2-1	2	29	29-1/8	29-1/8
ASLEEVE2-2	2	32-3/4	32-7/8	29-1/8
ASLEEVE6-1	6	29	29-1/8	29-1/8
ASLEEVE6-2	6	32-3/4	32-7/8	29-1/8
ASLEEVE6-3	6	45	45-1/8	29-1/8
ASLEEVE6-4				
ASLEEVE8-1	8	29	29-1/8	29-1/8
ASLEEVE8-2	8	32-3/4	32-7/8	29-1/8
ASLEEVE8-3	8	45	45-1/8	29-1/8
ASLEEVE8-4				
ASLEEVE10-1	10	29	29-1/8	29-1/8
ASLEEVE10-2	10	32-3/4	32-7/8	29-1/8
ASLEEVE10-3	10	45	45-1/8	29-1/8
ASLEEVE10-4				
ASLEEVE12-1	12	29	29-1/8	29-1/8
ASLEEVE12-2	12	32-3/4	32-7/8	29-1/8
ASLEEVE12-3	12	45	45-1/8	29-1/8
ASLEEVE12-4				
ASLEEVE-3	*	45	45-1/8	29-1/8

\*Thru the wall installations only.

## Dimensions (in.)

Model	A	B	C	D	E	F
MHP4-09-121P	43-7/8	16-7/8	25-5/16	21-1/2	18-5/8	19-1/4
MHP4-09-181P						
MHP4-09-241P	47-13/16	18-15/16	27-1/8	24-3/8	20-5/8	21-3/16
MHP4-09-301P						
MHP4-09-361P	55-13/16	22-13/16	31-1/8	24-3/8	24-3/4	25-1/16
MHP4-10-181P	47-13/16	18-15/16	27-1/8	24-3/8	20-5/8	21-3/16
MHP4-10-241P						
MHP4-10-301P	55-13/16	22-13/16	31-1/8	24-3/8	24-3/4	25-1/16



## Sound Ratings

Model	Sound Rating (dBA)
MHP4-09-121	72
MHP4-09-181	
MHP4-09-241	76
MHP4-09-301	76
MHP4-09-361	
MHP4-10-181	74
MHP4-10-241	76
MHP4-10-301	76



215 Metropolitan Drive  
West Columbia, SC 29170  
800-448-5872  
Product Support 866-282-7257

All specifications and illustrations  
subject to change without notice  
and without incurring obligations.