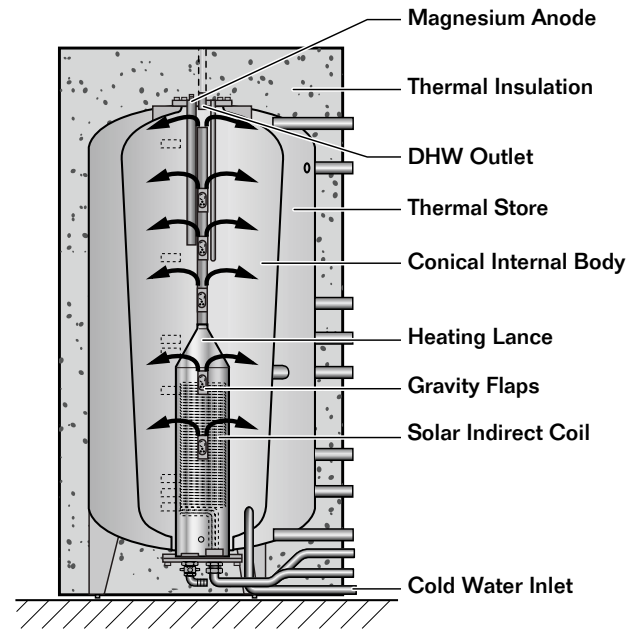


Solar Indirect DHW and Central Heating Storage Tank

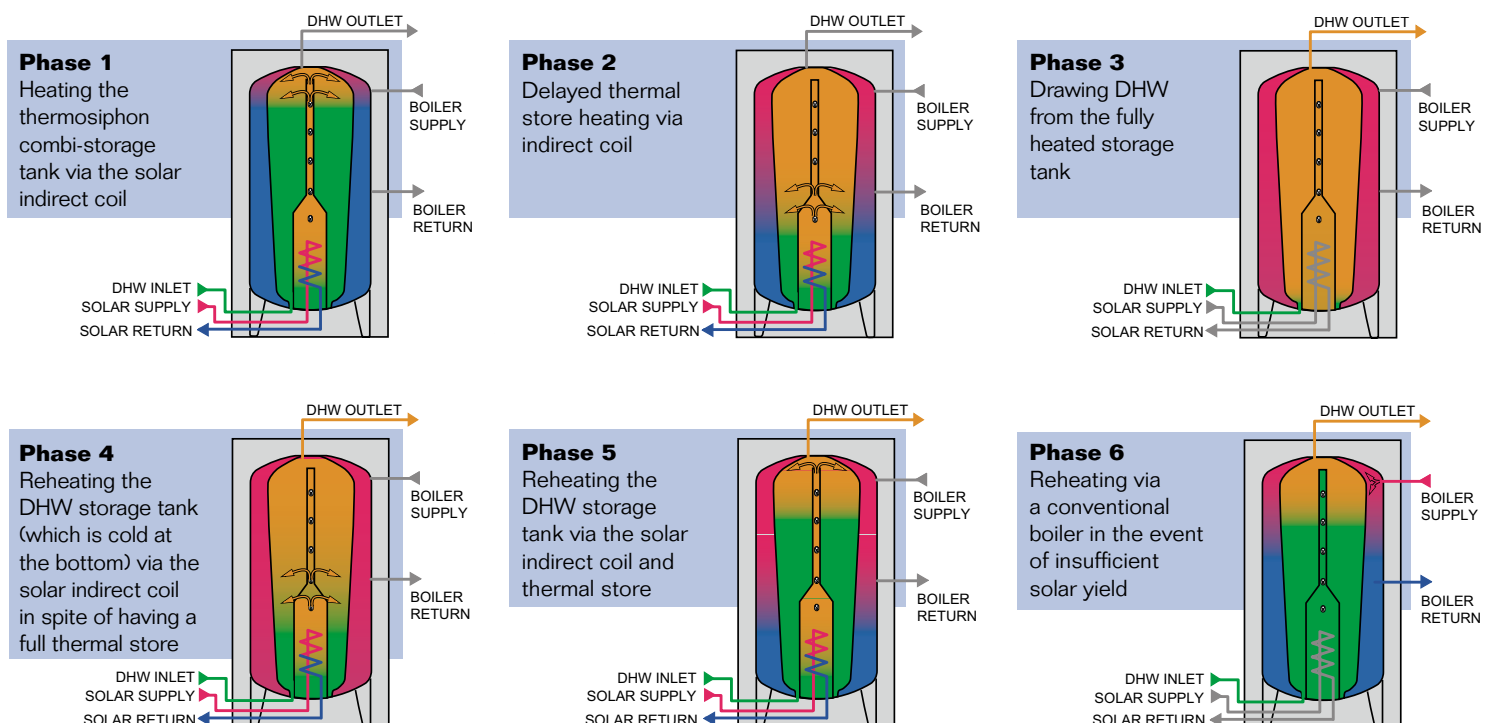
Logalux PL750/2S

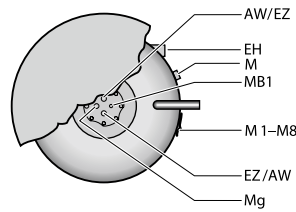
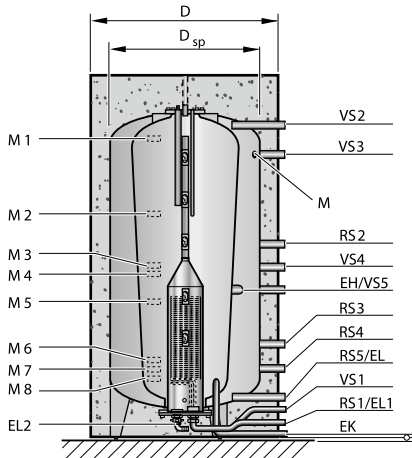
Thermosiphon Combi-Tank

- Tank-in-tank design with DHW vessel surrounded by boiler water
- Patented heating lance for stratified tank loading running along the entire height of the DHW storage tank
- Solar indirect coil integrated in the heating lance and surrounded by DHW
- Solar heats DHW first, with delayed transfer to boiler water for DHW priority
- Significantly improved solar efficiency because the solar heating system always heats the coldest water
- Buderus Thermoglaze® and magnesium anode rod for corrosion protection on inner DHW storage tank
- 8 boiler tappings for added flexibility with sizing the comfort zone
- All water connections are on the same side of the tank for easier pipe routing
- Solar coil connection and cold water inlet from the bottom
- DHW tapping and relief valve at top

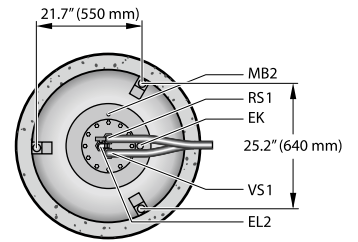


PL750/2S Design and Operation





Plan View



Bottom View

- MB1** DHW Sensor Location
- MB2** Solar Sensor Location
- M1-M8** Temperature Measuring Points (shown offset in the side view). Location is subject to system configuration.

Mechanical and Thermal Specifications

PL750/2S

Tank Diameter with/without Insulation (D/Dsp)	40/32" (1000/800 mm)
Tank Height	75.6" (1920 mm)
Net Weight (Dry)	556 lbs (252 kg)
Total Capacity	200 gal (750 l)
Boiler Water Capacity	73 gal (275 l)
DHW Total Capacity / DHW Standby Portion	80/40 gal (300/1500 l)
Solar Indirect Coil Capacity	0.37 gal (1.4 l)
Solar Indirect Coil Length	11 ft ² (1.0 m ²)
Standby Heat Loss	13,000 BTU/day (3.7kWh/24h)
Continuous Output (Upper Indirect Coil) with 176/113/50 °F (80/45/10 °C)*	96,000 BTU/Hr [182 gph] (28 kW [688 l/hr])
Max. Operating Pressure (Solar Indirect Coil/Boiler Water/DHW)	116/44/145 psi (8/3/10 bar)
Max. Operating Temperature Heating Water/DHW	203 °F (95 °C)

	Pipe Size	Height from Ground
Cold Water Inlet (EK)	1"	.31" (8 mm)
Cold Water Drain (EL)	1¼"	8.5" (215 mm)
Solar/DHW Drain (EL1/E2)	¾"	3.9" (100 mm)
Storage Tank Return on the Solar Side (RS1)	¾"	
Storage Tank Supply on the Solar Side (VS1)	¾"	6.7" (170 mm)
Return, Oil/Gas Fired/Condensing Boiler for DHW Heating (RS2)	1¼"	40.7" (1033 mm)
Supply, Oil/Gas Fired/Condensing Boiler for DHW Heating (VS2)	1¼"	65.7" (1668 mm)
Return, Oil/Gas Fired Boiler (RS3)	1¼"	19.7" (500 mm)
Supply, Oil/Gas Fired Boiler (VS5)	1¼"	31" (788 mm)
Return, Boiler Circuits (RS4)	1¼"	14.6" (370 mm)
Supply, Boiler Circuits (VS4)	1¼"	35.9" (911 mm)
Return, Solid Fuel Boiler (RS5)	1¼"	
Supply, Solid Fuel Boiler (VS2)	1¼"	65.7" (1668 mm)
DHW Circulation Inlet (EZ)	¾"	
DHW Outlet (AW)	1¾"	

*Boiler water supply temperature/DHW outlet temperature/cold domestic water inlet temperature